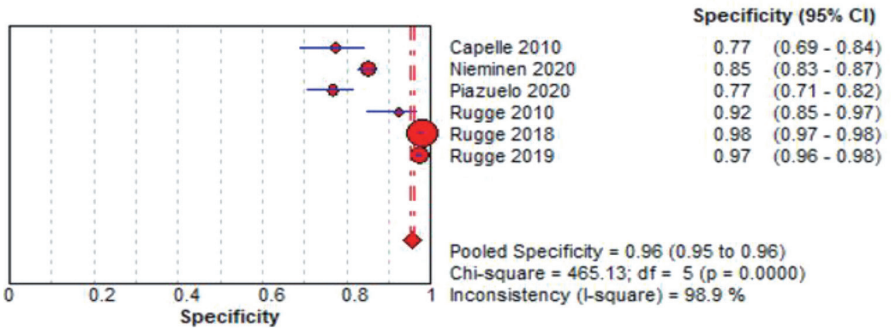
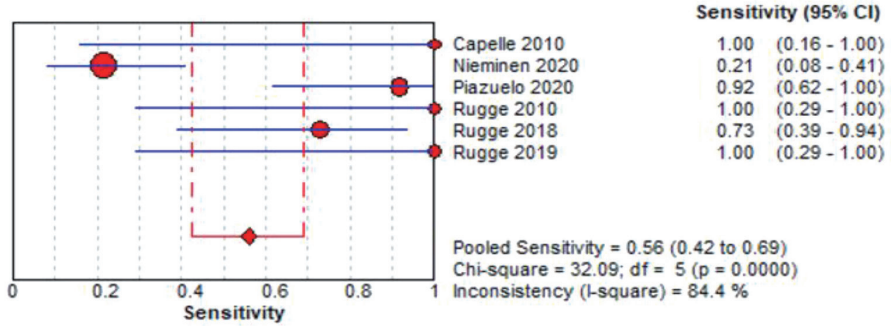
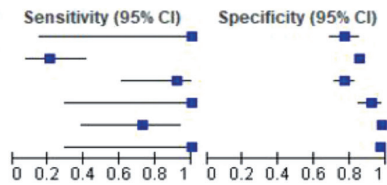


Study	TP	FP	FN	TN	Sensitivity (95% CI)	Specificity (95% CI)
Capelle 2010	2	28	0	95	1.00 [0.16, 1.00]	0.77 [0.69, 0.84]
Nieminen 2020	6	168	22	941	0.21 [0.08, 0.41]	0.85 [0.83, 0.87]
Piazuelo 2020	11	58	1	190	0.92 [0.62, 1.00]	0.77 [0.71, 0.82]
Rugge 2010	3	7	0	83	1.00 [0.29, 1.00]	0.92 [0.85, 0.97]
Rugge 2018	8	167	3	7258	0.73 [0.39, 0.94]	0.98 [0.97, 0.98]
Rugge 2019	3	49	0	1703	1.00 [0.29, 1.00]	0.97 [0.96, 0.98]



**Supplementary Fig. 8.** Meta-analysis for the diagnostic accuracy of high OLGA stage for gastric neoplasm. OLGA, Operative Link on Gastritis Assessment; TP, true positive; FP, false positive; FN, false negative; TN, true negative; CI, confidence interval.